



HAPPY WINTER HOLIDAYS

Dear Parents,

Greetings!!!

Here we are again and December is upon us and with it comes all the excitement that the season brings. It is a busy time filled with the hustle and bustle of gift shopping for friends and family near and far. It means travelling to visit family or opening our homes to receive guests. Traditions such as visiting Shops, decorating our homes in beautiful lights is all part of the New Year celebrations.

Springdales family would like to take this opportunity to thank the staff, students and parents for their continued support. Our school is truly a committed school and it is at this time of year when the closeness of friendship, gratitude and moral values shines in our students. The new-year will bring new learning experiences, new challenges and new fun. We look forward to what new learning lies ahead for us as in **2022**.

We wish you all Peace, Joy, Hope and Happiness during this Holiday season and throughout the New Year and wish all the parents and students **HAPPY NEW YEAR. The school will remain closed for Winter Break from 1st January 2022 to 13th January for Kindergarten to class 9th and from 1st January 2022 to 9th January for class 10th.** The students should utilise this time to enjoy their hobbies and try to get some real life learning experiences.

The ***Holidays Homework*** has been framed in an integrated manner and is theme based. It will be available in the ***Notice Board*** of the school website and Google classroom for your reference. In case of any concern you may contact the class teacher of the respective class.

Regards,

SPRINGDALES SCHOOL

HAPPY NEW YEAR



HOLIDAY BUCKET LIST

- Make hot cocoa. ○ Build a snowman.
- Take a walk in the snow. ○ Build a fort.
- Decorate the Portfolio and Activities.
- Read holiday stories. ○ Make popcorn.
- Sing carols. ❄ ○ Make snow ice cream.
- Put up decorations. ❄ ○ Paint the snow.
- Go sledding. ○ Watch a holiday movie.
- Bake cookies. ❄ ○ Play a board game.
- Go for a drive to see Christmas lights.
- Make a winter play dough kit & play.
- Make a card for someone special.
- Deliver treats to the neighbours.
- ❄ ○ Decorate gingerbread houses.
- Stay in pajamas all day long. ❄
- Taste falling snowflakes. ❄
- Make snow angels. ○ Donate.
- Bake muffins. ○ Sit by the fire.



HAPPY NEW YEAR



SPRINGDALES SCHOOL
WINTER HOLIDAYS HOMEWORK
SESSION: 2021-22
CLASS: 4TH
THEME: CHRISTMAS



[dv](#)

- What is hanging on the wall?
- What's the weather like outside?
- What are they doing?
- What is on top of the Christmas tree?
- How many presents can you see?
- Where is the Christmas tree?
- What is behind the armchair?
- Is it morning or evening?
- What are they wearing?
- What mood are they in?

Listen and write the words.

Then number the pictures

1. _____
2. _____
3. _____
4. _____
5. _____
6. _____
7. _____
8. _____
9. _____
10. _____



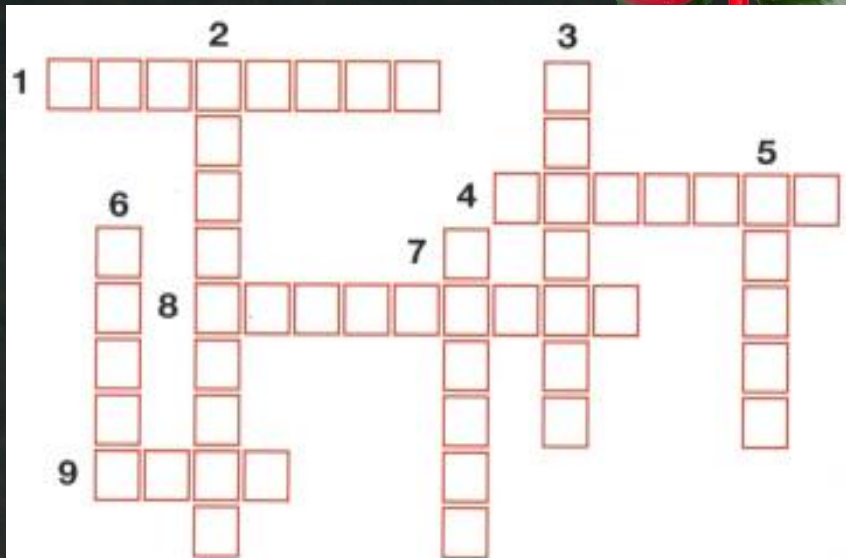


Across

- 1 Father Christmas puts your presents in this.
- 4 They are on the Christmas tree.
- 8 It is small, cold and white.
- 9 It is on the top of the Christmas tree.

Down

- 2 It's a holiday!
- 3 It's on the table!
- 5 They are Father Christmas's helpers.
- 6 Ding Dong!
- 7 Father Christmas travels on a



The day before Christmas is Christmas Eve. It is a very busy time for families in.



They

prepare



,make Christmas



hang



near the



. Children

often write letters to Father Christmas or Santa with their wishes. Many of them believe that while they are



Father Christmas comes

to visit. They think he is a real old man in



with a big



of toys, sweets and other

presents. He puts them in the children's stockings.



1. The day before Christmas is called
2. Families in Britain cook and
3. People hang stocking near the
4. Children write to Santa
5. Santa's clothes are ... and ...
6. Santa has got a big bag of
7. Santa puts presents in children's

Write the words

Dear



Santa

.....,



Hello! My name's Ann. I want to come and see you at

your



....., but it's



..... a lot. Mum

says you've got nine beautiful



.....,

and a big



..... . She says that



..... help you make all the

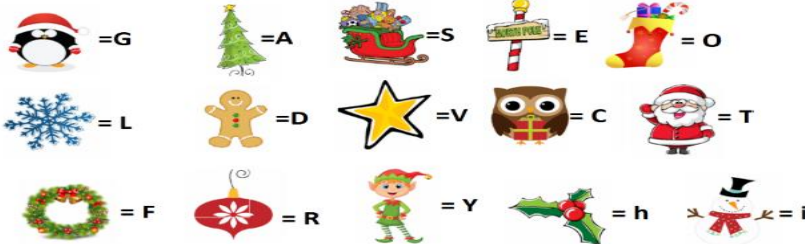


..... . Is it all true?

Love,
Ann



Decode the letter



Find and circle these hidden objects in the picture: gift, wreath, stocking, Christmas tree, ornament, candy cane, Christmas light, bell, candle, and star. Color the picture.



What do we do at Christmas?

- | | |
|----------------|--------------------------|
| 1. Sing | • For Christmas presents |
| 2. Drink | • The Christmas tree |
| 3. Decorate | • The turkey |
| 4. Set up | • Christmas carols |
| 5. Go shopping | • A letter to Santa |
| 6. Cook | • The house |
| 7. Bake | • The cookies |
| 8. Write | • Hot chocolate |



1. sn ow

2. Cl _____

3. gin _____

4. el _____

5. sle _____

6. tra _____

7. rei _____

8. sto _____

9. chi _____

10. ho _____

• igh

• lly

• in

• mney

• ow


• aus

• ndeer

• f

• gerbread

• cking



1



These pictures look the same, but there are 6 differences in picture 2.

2



Draw a circle around each difference you find, then colour in the pictures.



Read and number the pictures

1.Christmas day is on December 25

2.Santa gets to the house through the chimney


3.People eat turkey at Christmas

4. We hang stockings near the

5.Santa has got 9 reindeer

6.Rudolph has got a red shiny nose

7.Santa checks his list twice





Computer:

Q1. Write procedure to draw a square, pentagon and rectangle in MSW logo. Do it in a A4 size sheet.